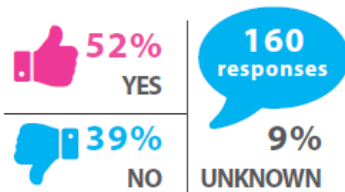


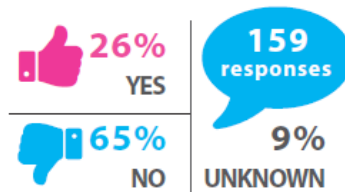
Appendix 3 – Extract from Leicestershire and Rutland: Safeguarding Assurance in the Voluntary Sector Report (Childrens Workforce Matters)

Prevent Strategy Awareness & Training

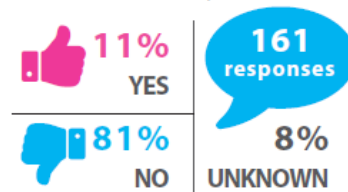
Is your organisation/group aware of the PREVENT agenda? (Counter-Terrorism Strategy)



Have any members of staff from your organisation/group attended PREVENT Training?



Have any members of staff from your organisation/group attended WRAP? (Workshop to Raise Awareness of PREVENT)



District	Hinckley & Bosworth *	Oadby & Wigston *	Harborough	Charnwood *	Blaby	Rutland	Melton	NW Leics *	Leicester City Q2, Q3 & Q4 data only
Number of organisations that cover the district	93 (+14 from Q3)	95 (+16 from Q3)	91 (+11 from Q3)	102 (+11 from Q3)	93 (+12 from Q3)	69 (+9 from Q3)	80 (+11 from Q3)	89 (+13 from Q3)	70 (+13 from Q3)
Number of organisations 'aware' of Prevent	49 (53% of total & 57% of the 86 responses)	51 (54% of total & 59% of 86 responses)	54 (59% of total and 59% of 84 responses)	56 (55% of total and 59% of 95 responses)	53 (57% of total and 62% of 86 responses)	34 (49% of total and 52% of 65 responses)	45 (56% of total and 61% of 74 responses)	49 (55% of total and 60% of 81 responses)	38 (54% of total and 58% of 66 responses)
% trained out of total organisations	28% (Increase from Q3)	26% (decrease from Q3)	31% (decrease from Q3)	29% (decrease from Q3)	27% (decrease from Q3)	29% (Increase from Q3)	30% (decrease from Q3)	28% (decrease from Q3)	24% (same as Q3)
% trained out of those who are aware	53% (Slightly higher than Q3 - 51%)	49% (lower than Q3 - 52%)	52% (same as Q3)	54% (Slightly lower than Q3 - 55%)	47% (Slightly lower than Q3 - 49%)	59% (Slightly lower than Q3 - 60%)	53% (Lower than Q3 - 56%)	51% (Slightly lower than Q3 - 52%)	45% (lower than Q3 - 51%)
Groups that are aware AND have attended WRAP workshop training	11 (22% of groups are aware)	12 (24% of groups are aware)	12 (22% of groups are aware)	15 (27% of groups are aware)	11 (21% of groups are aware)	10 (29% of groups are aware)	11 (24% of groups are aware)	11 (22% of groups are aware)	7 (18% of groups are aware)

*Areas of specific concern according to Local Prevent Officer for Leicestershire & Rutland 2017

This page is intentionally left blank