

CIPFA Resilience Index

CIPFA Financial Resilience Index

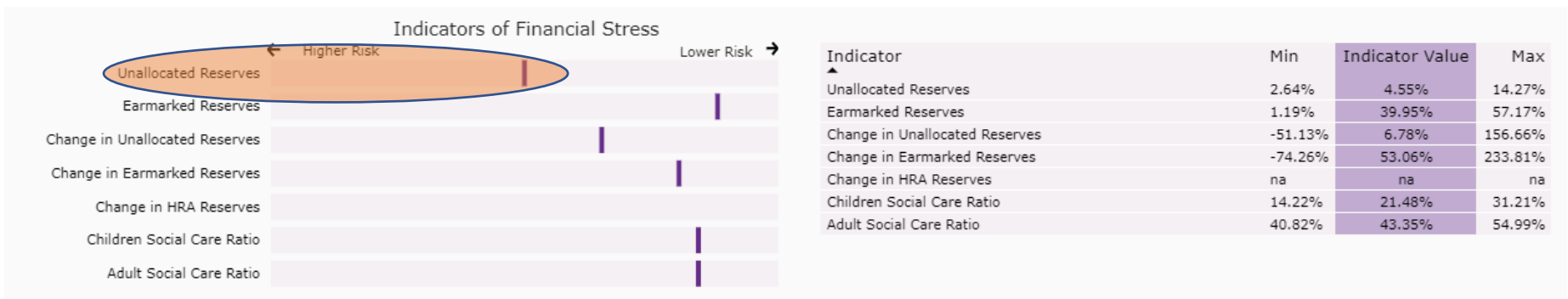
Tier: **Upper** Authority: **Leicestershire** Comparator Group: **County Councils** Year: **2018-19**

Results Breakdown



Auditors VfM Assessment
Unqualified

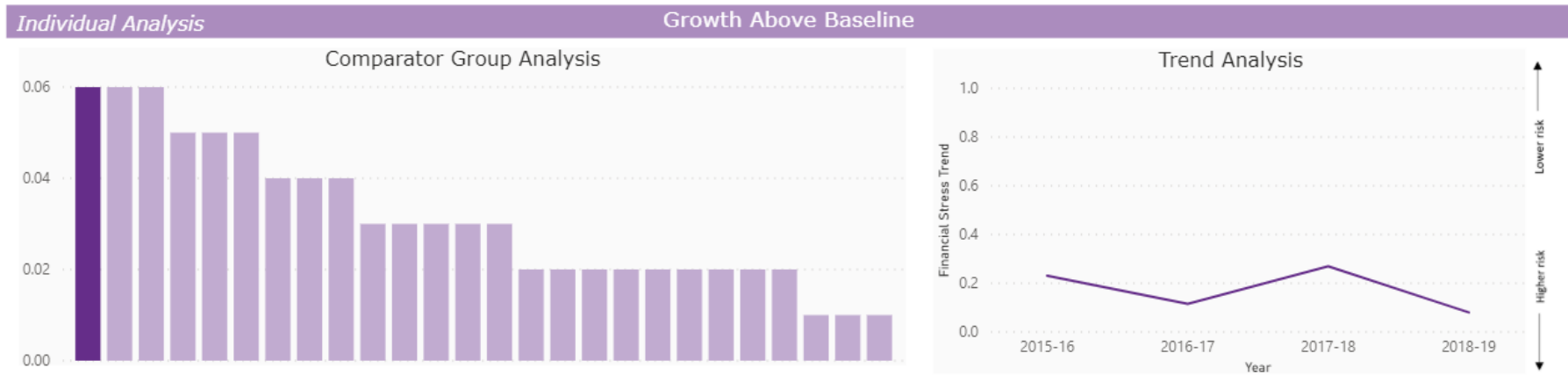
Children's Social Care Judgement
Requires Improvement



Growth Above Baseline = Ratio of the retained Business Rates income and the baseline funding level.

Represents £3 million of the County Council, although significant not a stability issues and fully provided for in the MTFS

Scheme is designed to favour District Councils and values for that class of authority can reach 287%, which explained its inclusion in the Index.

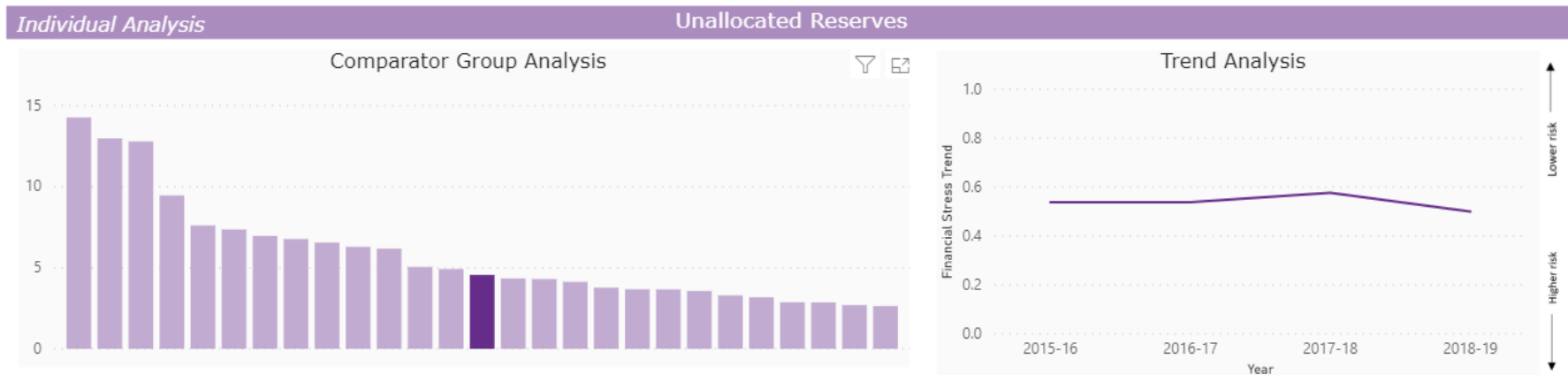


Unallocated Reserves = Ratio of unallocated reserves (the General Fund) to net revenue expenditure.

The General Fund balance was increased by £7.3m during 2019/20 and stands at £23.1m as at 31st March 2020, which represents 5.9% of the 2020/21 revenue budget, in line with the County Council's earmarked funds policy.

If Council's have the ability it is expected that they will look to increase their unallocated reserves to account for the increasing risks being faced. The potential for SEND placement expenditure to not be covered by the Department of Education is an example of a current issues would have been considered a relatively low risk a few years ago.

The comparator with other County Councils is fair for this indicator. Issues that arise can relate to organisation size, but they can also be a similar impact for all organisations. The smaller size of district councils does require them to hold proportionately higher balances. However, the Index shows several with values exceeding the annual revenue expenditure highlighting inefficient allocation of resources.



This page is intentionally left blank