



Joint Health and Wellbeing Strategy: Outcomes

Leicestershire

February 2023

Brydon Hurst

Research & Insight Officer

Business Intelligence Service
Chief Executive's Department
Leicestershire County Council
County Hall, Glenfield
Leicester LE3 8RA

Tel 0116 305 1585

Email victoria.rice@leics.gov.uk
brydon.hurst@leics.gov.uk

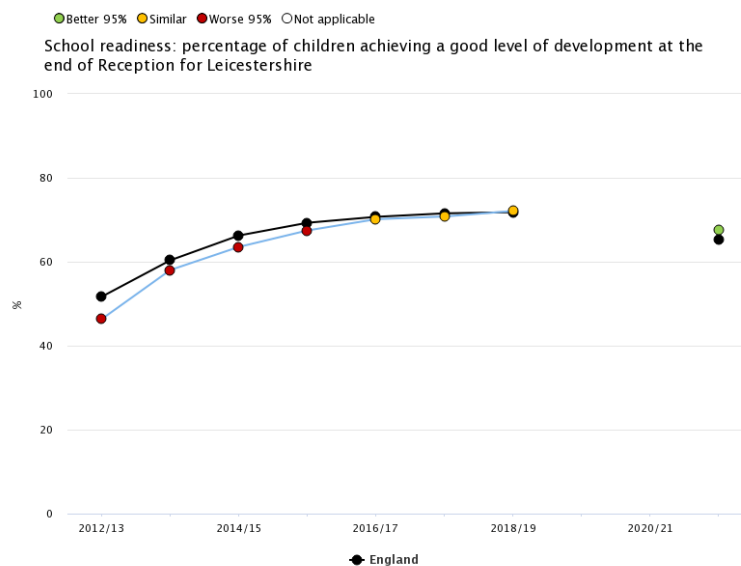
Produced by the Business Intelligence Service at Leicestershire County Council.

Whilst every effort has been made to ensure the accuracy of the information contained within this report, Leicestershire County Council cannot be held responsible for any errors or omission relating to the data contained within the report.

Best Start for Life

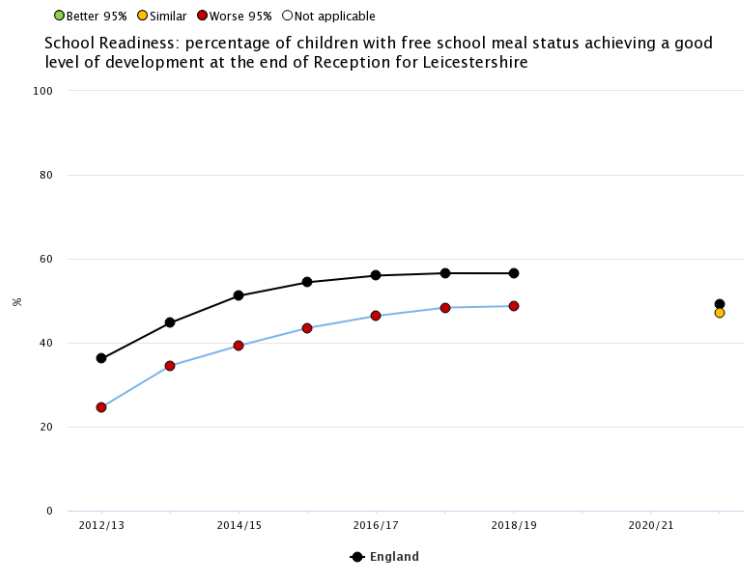
Percentage of children achieving a good level of development at the end of Reception has gone from performing statistically similar to the national average to performing significantly better than the national average

- The proportion of children achieving a good level of development at the end of Reception in Leicestershire decreased from 72.1% in 2018/19 to 67.6% in 2021/22.
- In 2021/22, the percentage for Leicestershire was significantly better than the national average of 65.2%, having previously been similar to the England figure over the last 3 years.
- 2021/22 is the first year where the percentage in Leicestershire was significantly better than the national average, since the recording of the indicator began in 2012/13.
- Over the last 5 time periods, the trend in the proportion of children achieving a good level of development at the end of Reception in Leicestershire has shown no significant change.
- In 2021/22, Leicestershire is ranked 3rd out of 16 (highest) when compared to the nearest CIPFA neighbours.



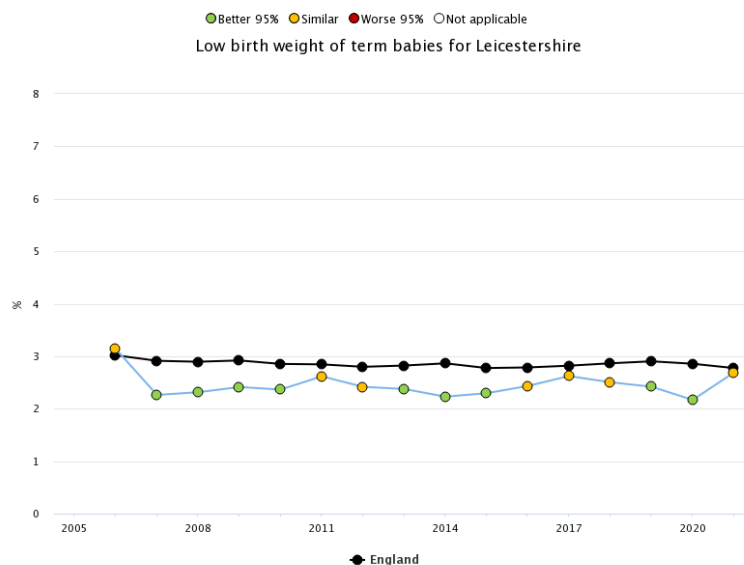
Percentage of children with free school meal status achieving a good level of development at the end of Reception has gone from performing significantly worse than the national average to performing statistically similar to the national average

- The proportion of children with free school meal status achieving a good level of development at the end of Reception in Leicestershire decreased from 48.7% in 2018/19 to 47.1% in 2021/22.
- In 2021/22, the percentage for Leicestershire was not significantly different from the national average of 49.1%, having previously been significantly worse than the England average since the recording of the indicator began in 2012/13.
- Over the last 5 time periods, the trend in the proportion of children with free school meal status achieving a good level of development at the end of Reception in Leicestershire has shown no significant change.
- In 2021/22, Leicestershire is ranked 7th out of 16 (highest) when compared to the nearest CIPFA neighbours.



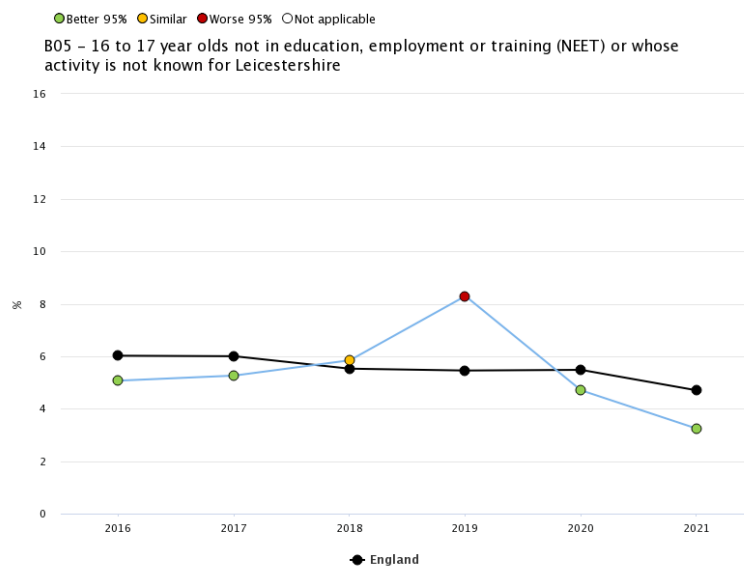
Low birth weight of term babies has gone from significantly better than the national average to statistically similar to the national average

- The percentage of term babies with a low birth weight in Leicestershire has increased from 2.2% in 2020 to 2.7% in 2021. The proportion in Leicestershire is not significantly different to the England percentage of 2.8%.
- Over the last 5 time periods, the trend in the proportion of term babies with a low birth weight in Leicestershire has shown no significant change.
- In 2021, Leicestershire is ranked 15th out of 16 (lowest) when compared to the nearest CIPFA neighbours.



16 to 17 year olds not in education, employment or training (NEET) or whose activity is not known continues to perform significantly better than the national average

- The percentage of 16 to 17 year olds NEET or whose activity is not known in Leicestershire has decreased from 4.7% in 2020 to 3.2% in 2021.
- The proportion in Leicestershire continues to be significantly better than the England percentage of 4.7%.
- Over the last 5 time periods, the trend in the proportion of 16 to 17 year olds NEET or whose activity is not known in Leicestershire has shown a significant decreasing and improving trend.
- In 2021, Leicestershire is ranked 3rd out of 16 (lowest) when compared to the nearest CIPFA neighbours.

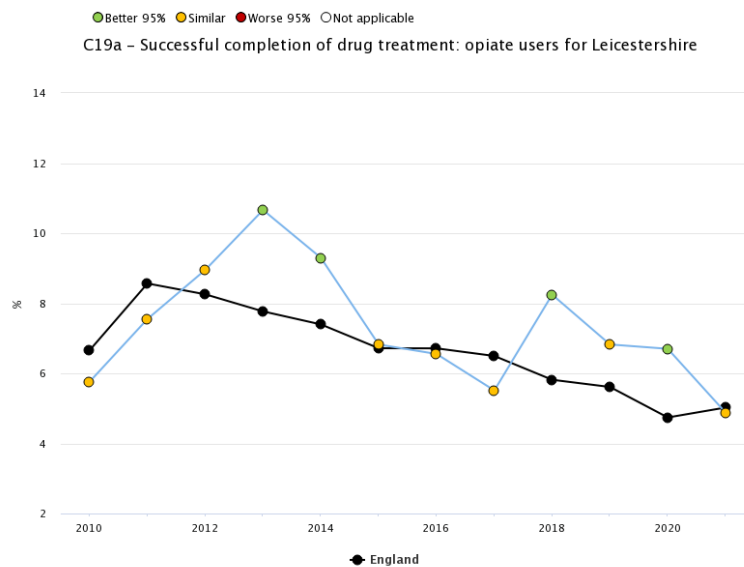


Staying Healthy, Safe and Well

Successful completion of drug treatment in opiate users has gone from significantly better than the national average to statistically similar to the national average*

* The values for Leicestershire and Rutland are combined for this indicator.

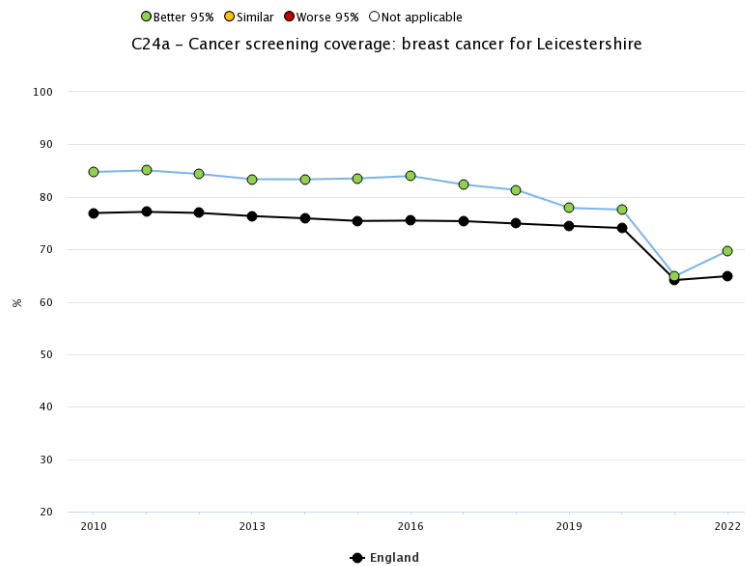
- The proportion of successful completions of drug treatment in opiate users in Leicestershire and Rutland has decreased from 6.7% in 2020 to 4.9% in 2021.
- The proportion in Leicestershire and Rutland is now statistically similar to the national average of 5.0%, having previously been significantly better than the England figure in 2020.
- Over the last 5 time periods, the trend in the proportion of successful completions of drug treatment in opiate users in Leicestershire and Rutland has shown no significant change.
- In 2021, Leicestershire is ranked 12th out of 16 (highest) when compared to the nearest CIPFA neighbours.



The trend in the proportion screened for breast cancer and cervical cancer is significantly decreasing and getting worse, while the trend in the proportion screened for bowel cancer is significantly increasing and getting better

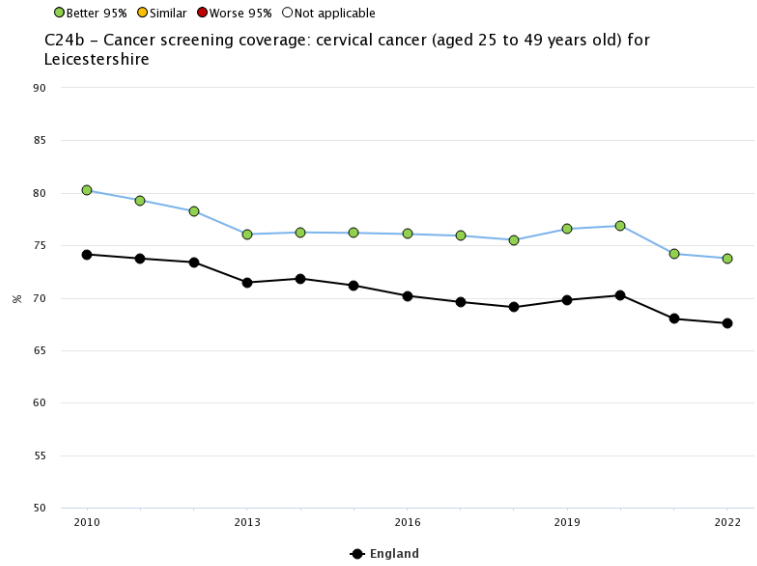
Cancer screening coverage: breast cancer (53 - 70 years) *

- The proportion of females aged 53 to 70 years screened for breast cancer in Leicestershire has increased from 64.9% in 2021 to 69.7% in 2022.
- The proportion in Leicestershire continues to be significantly better than the national average of 64.9% and has been significantly better since the recording of the indicator began in 2010.
- Over the last 5 time periods, the trend in the proportion of females aged 53 to 70 years screened for breast cancer in Leicestershire has shown a significant decreasing and worsening trend.
- In 2022, Leicestershire is ranked 9th out of 16 (highest) when compared to the nearest CIPFA neighbours.



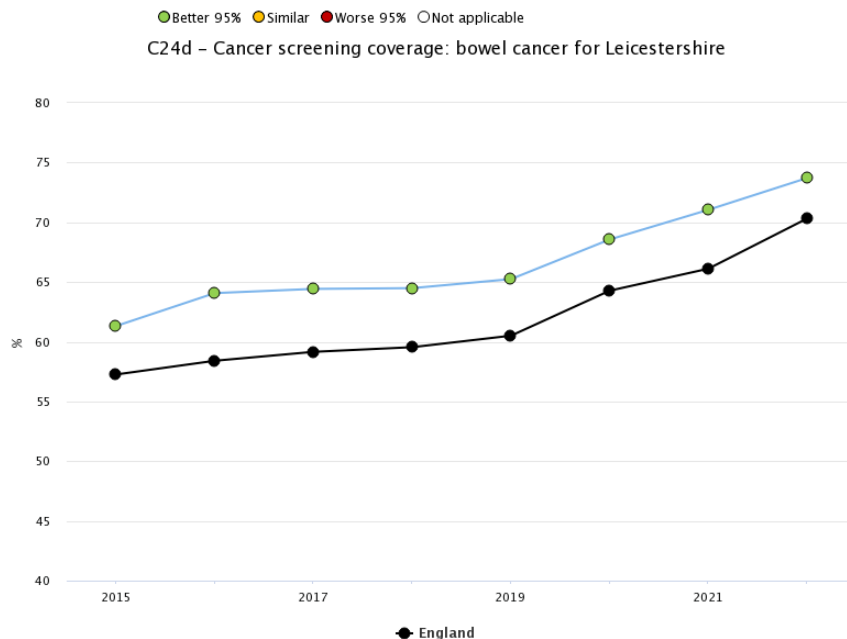
Cancer screening coverage: cervical cancer (25 - 49 years) *

- The proportion of females aged 25 to 49 years screened for cervical cancer in Leicestershire has decreased from 74.2% in 2021 to 73.8% in 2022.
- The proportion in Leicestershire continues to be significantly better than the national average of 67.6% and has been significantly better since the recording of the indicator began in 2010.
- Over the last 5 time periods, the trend in the proportion of females aged 25 to 49 years screened for cervical cancer in Leicestershire has shown a significant decreasing and worsening trend.
- In 2022, Leicestershire is ranked 6th out of 16 (highest) when compared to the nearest CIPFA neighbours.



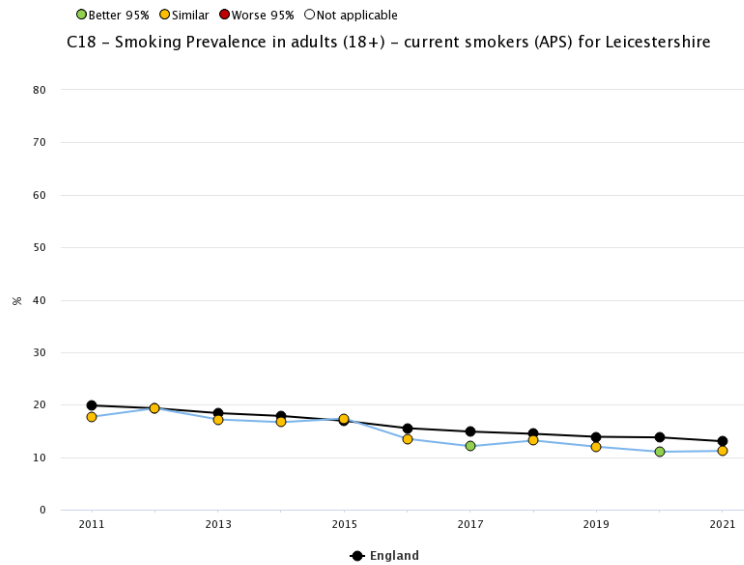
Cancer screening coverage: bowel cancer (60 - 74 years) *

- The proportion of people aged 60 to 74 years screened for bowel cancer in Leicestershire has increased from 71.0% in 2021 to 73.7% in 2022.
- The proportion in Leicestershire continues to be significantly better than the national average of 70.3% and has been significantly better since the recording of the indicator began in 2015.
- Over the last 5 time periods, the trend in the proportion of persons aged 60 to 74 years screened for bowel cancer in Leicestershire has shown a significant increasing and improving trend.
- In 2022, Leicestershire is ranked 9th out of 16 (highest) when compared to the nearest CIPFA neighbours.



Smoking prevalence in adults (18+) has gone from significantly better than the national average to not significantly different to the national average

- The smoking prevalence in adults aged 18+ in Leicestershire has increased from 11.0% in 2020 to 11.2% in 2021.
- The smoking prevalence in Leicestershire is now statistically similar to the national figure of 13.0%, having been significantly better in the previous year.
- In 2021, Leicestershire is ranked 5th out of 16 (lowest) when compared to the nearest CIPFA neighbours.



If you require information contained in this leaflet in another version e.g. large print, Braille, tape or alternative language please telephone: 0116 305 6803, Fax: 0116 305 7271 or Minicom: 0116 305 6160.

જો આપ આ માહિતી આપની ભાષામાં સમજવામાં થોડી મદદ ઇચ્છતાં હો તો 0116 305 6803 નંબર પર ફોન કરશો અને અમે આપને મદદ કરવા યત્ન કરીશું.

ਜੇਕਰ ਤੁਹਾਨੂੰ ਇਸ ਜਾਣਕਾਰੀ ਨੂੰ ਸਮਝਣ ਵਿਚ ਕੁਝ ਮਦਦ ਚਾਹੀਦੀ ਹੈ ਤਾਂ ਕਿਰਪਾ ਕਰਕੇ 0116 305 6803 ਨੰਬਰ ਤੇ ਫੋਨ ਕਰੋ ਅਤੇ ਅਸੀਂ ਤੁਹਾਡੀ ਮਦਦ ਲਈ ਕਿਸੇ ਦਾ ਪ੍ਰਬੰਧ ਕਰ ਦਵਾਂਗੇ।

এই তথ্য নিজের ভাষায় বুঝার জন্য আপনার যদি কোন সাহায্যের প্রয়োজন হয়, তবে 0116 305 6803 এই নম্বরে ফোন করলে আমরা উপযুক্ত ব্যক্তির ব্যবস্থা করবো।

اگر آپ کو یہ معلومات سمجھنے میں کچھ مدد درکار ہے تو براہ مہربانی اس نمبر پر کال کریں اور ہم آپ کی مدد کے لئے کسی کا انتظام کر دیں گے۔
0116 305 6803

假如閣下需要幫助，用你的語言去明白這些資訊，請致電 0116 305 6803，我們會安排有關人員為你提供幫助。

Jeżeli potrzebujesz pomocy w zrozumieniu tej informacji w Twoim języku, zadzwoń pod numer 0116 305 6803, a my Ci dopomożemy.

Business Intelligence Service
Chief Executive's Department
Leicestershire County Council
County Hall
Glenfield
Leicester
LE3 8RA
ri@leics.gov.uk
www.lsr-online.org