




Adults and Communities Performance 2024/25

April to June 2024

Performance Rating and Progress

 Performing **better** than the latest national average or local target

 Performing **similar** to the latest national average or local target

 Performing **below** the latest national average or local target



Performance has **improved** on last year





Performance is **similar** to last year




Performance is **not as good** as last year





PREVENT NEED

Leicestershire County Council's Strategic Plan 2022-26	Safe and Well Carers and People with care needs are supported to live active, independent, and fulfilling lives
--	---


Measure	Description	Aim	Rating	Progress	2024/25 Performance	2023/24 Performance
ASCOF 3C	% of SUs who find it easy to find information	High	67.2% 22/23 Nat. Ave.		Survey is annual and will next run in February 2025	59.3%
ASCOF 3C	% of carers who find it easy to find information	High	59.1% 23/24 Nat. Ave.		Survey is biennial and will next run in October 2025	56.1%

Measure	Description	Aim	Rating	Progress	2024/25 Performance	2023/24 Performance
Local	Hours of Volunteering (Heritage & libraries)	High	5.0k Local Q1 Milestone		5.7k	5.7k

Leicestershire County Council's Strategic Plan 2022-26	Great Communities Cultural and historical heritage are enjoyed and conserved
--	--

Measure	Description	Aim	Rating	Progress	2024/25 Performance	2023/24 Performance
Local	Heritage visits	High	37.7k Local Q1 Milestone		39.1k	40.1k
Local	Library visits	High	195.0k Local Q1 Milestone		181.8k	141.6k
Local	Total library loans	High	605.1k Local Q1 Milestone		599.0k	558.4k
Local	Junior loans	High	211.3k Local Q1 Milestone		186.2k	189.9k
Local	E-loans	High	256.7k Local Q1 Milestone		279.4k	231.8k
Local	Total community library issues	N/A	For Information Only	N/A	69.5k	70.8k
Local	Community library children's issues.	N/A	For Information Only	N/A	39.0k	39.6k
Local	Attendances at Creative Learning Service workshops	High	6.0k Local Q1 Milestone		6.2k	5.9k

Leicestershire County Council's Strategic Plan 2022-26	Strong Economy, Transport, and Infrastructure There is close alignment between skill supply and demand
---	--

Measure	Description	Aim	Rating	Progress	2024/25 Performance	2023/24 Performance
Local	LALS Success Rate	High	90% Local Target 2023/24 (Academic year)		84.3%	85.3%

REDUCE NEED

Leicestershire County Council's Strategic Plan 2022-26

Improved Opportunities

Young people and adults are able to aim high and reach their full potential

Measure	Description	Aim	Rating	Progress	2024/25 Performance	2023/24 Performance
ASCOF 2E	% of people living at home or with family	High	80.5% 22/23 Nat. Ave.		86.3% (1,169 out of 1,355)	85.3% (1,206 out of 1,414)

Leicestershire County Council's Strategic Plan 2022-26

Safe and Well

Carers and People with care needs are supported to live active, independent, and fulfilling lives





Measure	Description	Aim	Rating	Progress	2024/25 Performance	2023/24 Performance
ASCOF 5A	% of SUs who had as much social contact as they would like	High	44.4% 22/23 Nat. Ave		Survey is annual and will next run in February 2025	44.9%
ASCOF 5A	% of carers who had as much social contact as they would like	High	30.0% 23/24 Nat. Ave.		Survey is biennial and will next run in October 2025	25.4%
Local	Number of people awaiting a care assessment	Low	<773 Position as at 31 st Mar 2024		604 End of June 2024	773 End of March 2024
Local	Number of people awaiting a care assessment for more than six months	Low	<36 Position as at 31 st Mar 2024		29 (5% of total waiting at end of Jun-24)	36 (5% of total waiting at end of Mar-24)

DELAY NEED

**Leicestershire County
Council's Strategic Plan
2022-26**

Safe and Well

Carers and People with care needs are supported to live active, independent, and fulfilling lives

Measure	Description	Aim	Rating	Progress	2024/25 Performance	2023/24 Performance
ASCOF 2A	% of people who had no need for ongoing services following reablement	High	77.5% 22/23 Nat. Ave		89.6% (1,125 out of 1,255)	89.6% (3,856 out of 4,304)
ASCOF 2D <i>*BCF*</i>	Living at home 91 days after hospital discharge and reablement	High	82.3% 22/23 Nat. Ave		89.9% (519 out of 577)	88.4% (539 out of 610)
ASCOF 2B	Permanent admissions to care (aged 18-64) per 100,000 pop.	Low	14.6 per 100k pop. 22/23 Nat. Ave		13.1 per 100k Pop. Forecast 57 Admissions in 24/25	14.0 per 100k Pop. Actual 60 Admissions in 23/24
ASCOF 2C <i>*BCF*</i>	Permanent admissions to care (aged 65+) per 100,000 pop.	Low	560.8 per 100k pop. 22/23 Nat. Ave		551 per 100k Pop. Forecast 849 Admissions in 24/25	566 per 100k Pop. Actual 858 Admissions in 23/24

MEET NEED

Leicestershire County Council's Strategic Plan 2022-26	Safe and Well Carers and People with care needs are supported to live active, independent, and fulfilling lives
---	---

Measure	Description	Aim	Rating	Progress	2024/25 Performance	2023/24 Performance
ASCOF 3D	Adult aged 18+ receiving direct payments	High	26.2% 22/23 Nat. Ave		34.3% (1,736 out of 5,061)	35.6% (1,795 out of 5,043)

Leicestershire County Council's Strategic Plan 2022-26	Safe and Well People at most risk are protected from harm
---	---

Measure	Description	Aim	Rating	Progress	2024/25 Performance	2023/24 Performance
ASCOF 4A	% of service users who say that services have made them feel safe	High	87.1% 22/23 Nat. Ave.		Survey is annual and will next run in February 2025	82.5%
ASCOF 4B	% of safeguarding enquiries where the identified risk was reduced or removed	High	New ASCOF metric from 2023/24 No national figures yet available		95% (169 out of 177)	96% (524 out of 547)
Local	% of service users who received their annual review	High	57.1% 22/23 Nat. Ave		75.2% (4,033 out of 5,362)	73.7% (3,912 out of 5,307)

This page is intentionally left blank