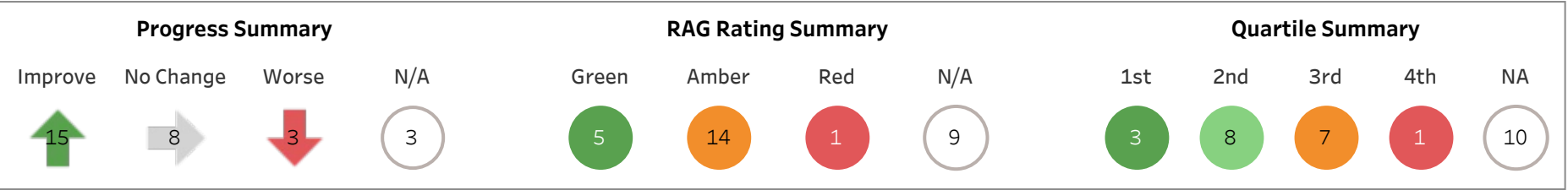


CFS Overview & Scrutiny Dashboard Q2 2025/26

















Strategic Plan Outcome
All

Area
All

Search Indicator
All

Area	Indicator	Latest Data	Period	Previous Data	Perform. DOT	Target	RAG	Quartiles
Early Years	Eligible 2 and 3-year olds taking up their FEEE in a high-quality provision	98.2%	Summer Term 2025	97.2%	↑	NA	N/A	NA
	Eligible 2 year olds taking up their FEEE	64.5%	Summer Term 2025	66.5%	↓	NA	N/A	NA
	Eligible 3 year olds taking up their FEEE	94.6%	Summer Term 2025	95.6%	↓	NA	N/A	NA
Education	Children Electively Educated at Home	1263	Q2 2025/26	1119	○	NA	N/A	NA
	KS2 - Expected level in Reading, Writing and Maths - EHCP	11.8%	2024/25	7.6%	↑	NA	G	1st
	KS2 - Expected level in Reading, Writing and Maths - pupils eligible for FSM	43.0%	2024/25	41.0%	↑	NA	A	3rd
	KS2 - Expected level in Reading, Writing and Maths - SEN Support	25.6%	2024/25	23.1%	↑	NA	A	3rd
	KS2 - pupils achieving expected standard in Reading, Writing and Mathematics	63.0%	2024/25	61.4%	↑	NA	A	2nd

SEND	KS4 - Attainment 8	46.2	2024/25	45.9	↑	NA	A	2nd
	KS4 - Attainment 8 (EHCP)	16.6	2024/25	15.7	↑	NA	A	2nd
	KS4 - Attainment 8 (FSM)	32.2	2024/25	32.1	→	NA	A	3rd
	KS4 - Attainment 8 (SEN Support)	33.6	2024/25	31.7	↑	NA	A	2nd
	NEET young people aged 16-17	0.8%	Q2 2025/26	1.5%	↑	<2.1%	G	NA
	Primary schools rated 'Good' or 'Outstanding' for leadership and managem..	93.4%	Q2 2025/26	93.0%	↑	NA	A	3rd
	Pupils in Good or Outstanding schools for leadership and management	91.9%	Q2 2025/26	91.5%	↑	NA	A	3rd
	Reception pupils reaching a 'Good level of development'	70.4%	2024/25	69.6%	↑	NA	A	2nd
	Reception pupils with Education, Health and Care Plans achieving 'Good Level of De..	3.5%	2024/25	3.7%	→	NA	A	2nd
	Reception pupils with Free School Meals (FSM) status achieving 'Good level of devel..	46.1%	2024/25	44.3%	↑	NA	R	4th
	Secondary schools rated 'Good' or 'Outstanding' for leadership and managem..	88.6%	Q2 2025/26	88.6%	→	NA	A	3rd
	Children in mainstream schools in receipt of SEN Support (without EHCP)	12914	Autumn Term 2025	13400	○	NA	N/A	NA
Social Care	Children in mainstream schools with EHCP	3687	Autumn Term 2025	3526	○	NA	N/A	NA
	Assessments completed within 45 days	87.9%	Q2 2025/26	86.8%	↑	>90.3%	A	2nd

Youth Justice	Care leavers EET	63.6%	Q2 2025/26	63.5%		>54.0%		1st
	Care leavers in suitable accommodation	96.3%	Q2 2025/26	96.0%		>92.0%		1st
	Children becoming subject to a CPP for second or subsequent time	20.2%	Q2 2025/26	23.0%		<20.8%		2nd
	Children in care who have had dental checks within last 12 months (at end of period)	71.7%	Q2 2025/26	74.5%		NA		NA
	Children in care who have their annual health assessment within last 12 months (..	81.1%	Q2 2025/26	81.8%		NA		NA
	Re-referrals to CSC within 12 mths	23.0%	Q2 2025/26	22.4%		<18.7%		3rd
	No. of first time entrants to the criminal justice system aged 10-17 (year to date)	17	Q2 2025/26	17		NA		NA

This page is intentionally left blank